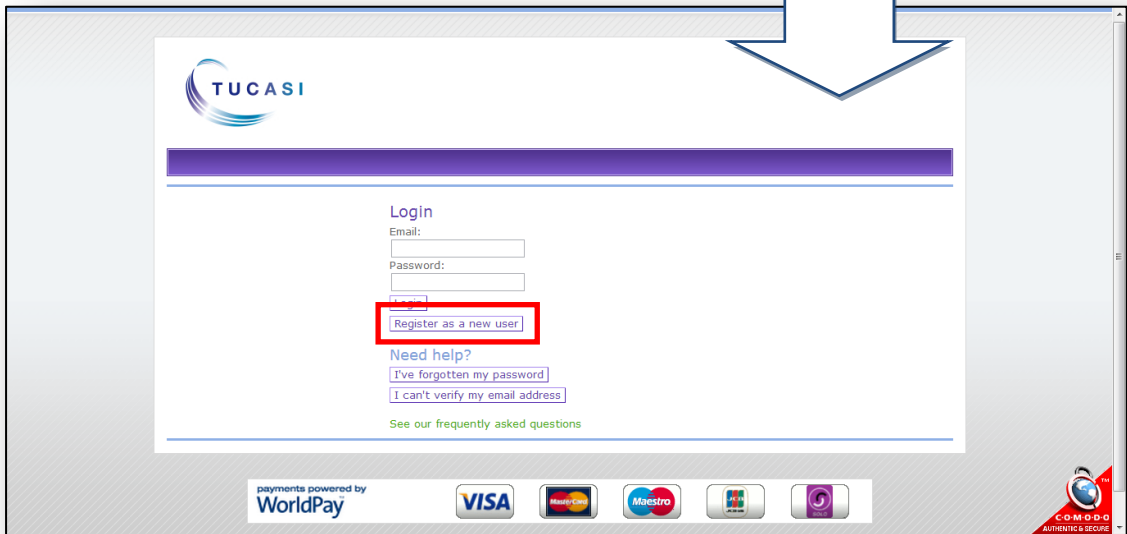


How do I register my child's account?

Important: you **do not** need to register your child's account if you already have a Tucasi online payments account for a child at this or any other school. Please refer to "How do I link my children to my existing account" section below.

1. Using the letter sent by the school load the scopay website
Select **Register as a new user**



2. Enter your email and password details
Enter the link code provided in the letter
Now enter your billing details and click **Confirm**

Note: Online link code is for **one time use only**. It is no longer needed once the account has been activated.

online link code that has been provided to you.

An email will be sent asking you to visit a link to verify your email address. You will not be able to login until you have completed this procedure.

Your login information	
Email:	<input type="text"/>
Confirm new email:	<input type="text"/>
Password:	<input type="text"/>
Confirm password:	<input type="text"/>
First name:	<input type="text"/>
Last name:	<input type="text"/>
Online link code:	<input type="text"/>
Your billing address	
Address 1	<input type="text"/>
Address 2	<input type="text"/>
Town/city	<input type="text"/>
County/state/province	<input type="text"/>
Postcode	<input type="text"/>
Country	United Kingdom <input type="text"/>
<input type="button" value="Confirm"/>	

You will receive an email with an activation link (this may go directly to your spam/junk email)

How do I link my children to my existing account?

1. Select **Your info** and **Link accounts**
Enter the link code for your other child/ren
in **Online link code** and click **Link
account**

2. Using the drop down you can
see all your children and move
between their different accounts

TUCASI

View items View basket **Your info** Contact Selected account : Mary Ackroyd - UAT School 1

Address | Login details | **Link accounts** | Payment history | Contact preferences | FuturePay agreements

Link accounts

Please enter the link code of the account to which you would like to create a link. Once this is complete, you will be able to access the details of each associated account.

Online link code:

Link account

Linked accounts

Marc Ackroyd - UAT School 1	Unlink account
Mary Ackroyd - UAT School 1	Unlink account

Your basket

Your basket is empty.

Account balances

After School Club	£0.00
Breakfast Club	-£16.00
Cafeteria account	£0.00
Dinner Money	-£6.00
General pre-payment account	£0.00
Out of School Care	£0.00

Outstanding trip/event balances

Music Lessons 2013/14	£150.00
-----------------------	---------

How do I update my billing address details?

1. Select **Your info**
and **Address**

2. Update your
details and click
Update address

TUCASI

View items View basket **Your info** Contact Selected ac

Address | Login details | Link accounts | Payment history | Contact preferences | FuturePay agreements

Address

Modify your address with the following form.

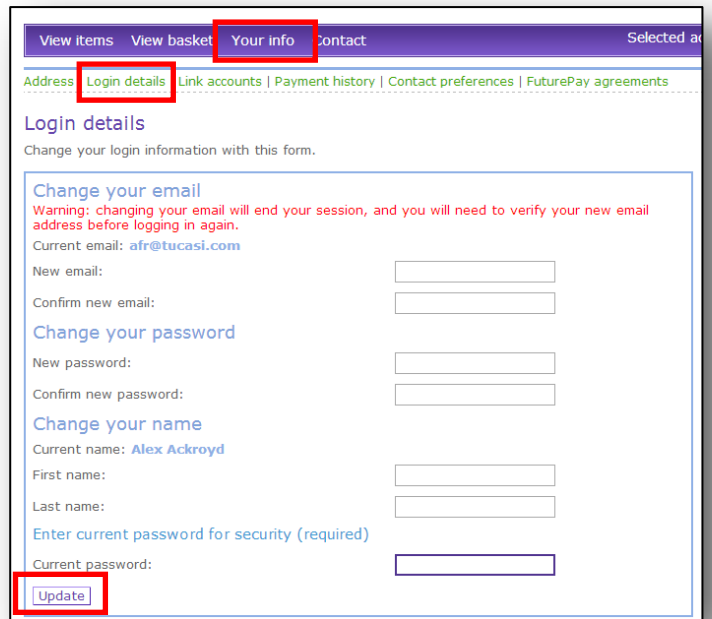
Your billing address

First name	<input type="text" value="Alex"/>
Last name	<input type="text" value="Ackroyd"/>
Address 1	<input type="text" value="123 Street"/>
Address 2	<input type="text"/>
Town/city	<input type="text" value="Town"/>
County/state/province	<input type="text"/>
Postcode	<input type="text" value="YO1 2AB"/>
Country	<input type="text" value="United Kingdom"/>

Update address

How do I change my login details?

1. Select **Your info** and **Login details**



View items View basket **Your info** Contact Selected at

Address **Login details** Link accounts | Payment history | Contact preferences | FuturePay agreements

Login details

Change your login information with this form.

Change your email
Warning: changing your email will end your session, and you will need to verify your new email address before logging in again.
Current email: afr@tucasi.com

New email:

Confirm new email:

Change your password

New password:

Confirm new password:

Change your name

Current name: Alex Ackroyd

First name:

Last name:

Enter current password for security (required)

Current password:

2. Update your details and click **Update**

How do I create a second login?

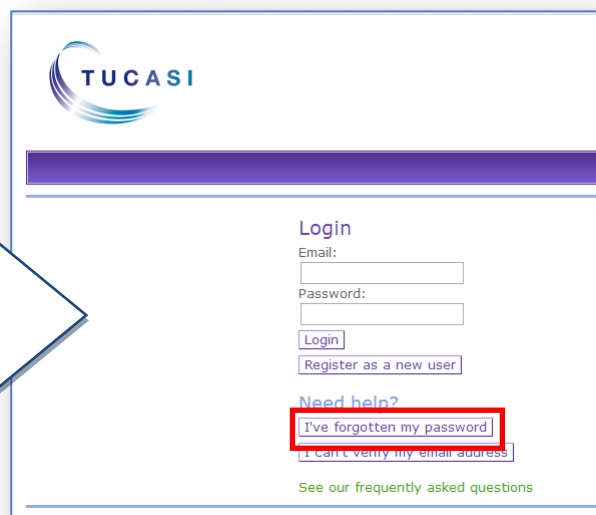
Once you have registered your account you may wish to have a second login. For example, for use by your husband/wife/other family member who wishes to make payments to the school.

Contact your school and they will issue you with a new letter with a different code.

If you have any questions please refer to [See our frequently asked questions](#) link on the online payments login screen.

What do I do if I have forgotten my password?

1. On the online payments login screen click **I've forgotten my password**
You will be prompted to enter your email, and shortly you will receive a new password via email



TUCASI

Login

Email:

Password:

Need help?

[See our frequently asked questions](#)